

Sandford Hill Primary Newsletter



Week 29 - Fri 1st May '20

Clayfield Grove, Longton, ST3 5AQ ☎ 01782 235518 /235781, office@sandfordhill.org.uk www.sandfordhill.org.uk

STOP PRESS: For sending in children's work/photos /videos, please use childrenswork@sandfordhill.org.uk (rather than office@)

Rainbow Hands for the NHS

We have so loved seeing the pictures of rainbows that many of you have done at home, that yesterday, the children and staff in school created this fantastic banner to thank our NHS. We love our rainbow hands and hope you do to. If you live locally to the school, you might be able to see it if you happen to pass by on your daily walk/exercise.

Well done children and staff for such a great collective effort.



Headteacher's Star Awards

Well done to the following children who will this week be receiving a card through the post having been chosen by their teacher for their excellent work at home.

Class	Award Winner	Class	Award Winner
FS1/1	Maddison C Louise S	Y3/1	Archie M Dominik W
FS1/2	Theodore T Isla-Mae F	Y3/2	Skyla-Beau R Joshua V
FS2/1	Mollie M William B	Y4/1	Jesse S Jasper B
FS2/2	Nathan-Lee B Mia C	Y4/2	Harry D Jasmine E
Y1/1	Evie W Jack E	Y5/1	Eli H Alana M-I
Y1/2	Isla J Bobbi M	Y5/2	Jessica B Thomas S
Y2/1	Ravyn M Lyla-Rai D	Y6/1	Koby-Jae M Imogen E
Y2/2	Bessie R Luke H	Y6/2	Jessica B Gabrielle M

Website Progress

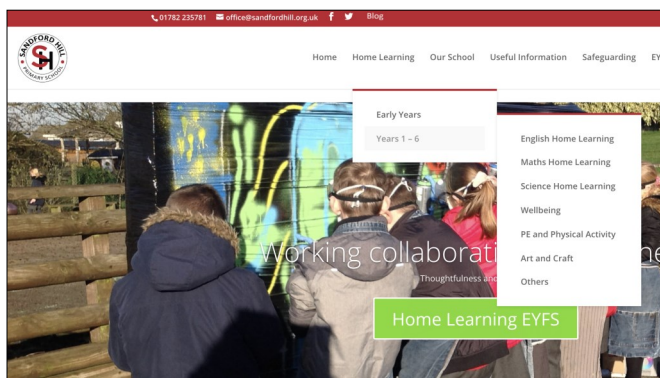
Have you visited our new website yet? We have been working hard behind the scenes to create it with a clean, new look, which we hope will be easier to navigate. The web address for the new site, is the same as the previous site: www.sandfordhill.org.uk

The **Home Learning** section is a central area full of free to use resources to support the children across the school. There are two main parts to Home Learning:

EYFS: home-learning resources to support our younger children as well as the weekly learning challenges

Y1-6: home-learning resources to support our other children, with further pages devoted to English, Maths, Science, Well-being, P.E. Art and Crafts.

We hope parents/carers and children will find the pages useful and as further home-learning resources become available, we will continue to add them to our website.



Teachers phone home!


Our teachers have loved phoning the first ten children in their class this week; catching up on what they have been doing and how they have been coping. They are looking forward to calling the next 10 on their allocated class day (including BH Friday). If you're not sure when you should receive a call then look back at last week's newsletter for the schedule of calls.



Dancing Queen

Did you see the 2 dance videos on our Twitter/Facebook feeds? Mrs Ford has been missing the children too and so created 2 dance videos for the children to have a go at. If you missed it you can watch them now with the pictures below:

Easy



Harder



Times Tables Rockstars		
Class	Award Winner	Miss Harrison (Maths Leader) has been looking through the Times Tables Rockstars information and would like to celebrate the children below.....
Y1/1	Olivia D	for continuing to practise her times tables and never giving up!
Y1/2	Anna T	for showing resilience when learning her times tables, earning an incredible 11,330 coins.
Y2/1	Ellie-Mae G	for continuously practising her times tables, earning 152 695 coins!
Y2/2	Sebastian H	for the hard work he has shown when practising his times tables.
Y3/1	Kayden S	for working hard to improve his studio speed from 14.29 seconds to 1.59 seconds.
Y3/2	Jenna B	for working hard to improve her studio speed from 18.75 seconds to 4.84 seconds.
Y4/1	Jamie T	for showing dedication to learning his times tables and to improving his speed.
Y4/2	Thomas H	for his maintaining his enthusiasm towards learning his times tables, improving his speed from 15.79 seconds to 2.87 seconds.
Y5/1	Skye Z	for practising her times tables consistently, earning herself 38, 115 coins.
Y5/2	Lily D	for working hard to become a rock legend, improving her recall speed from 7.06 seconds to 1.79 seconds.
Y6/1	Joshua L	for working continuously hard to practice his times tables, earning an impressive 51, 200 coins.
Y6/2	Gabrielle M	for working hard to earn 2nd place in our school leader board, recalling her times tables at 0.69 seconds.



Staffordshire Day FREE Arts activity the Stokie Angel

Who is it for? Children, young people, adults, everyone!

What is it? We are joining in the Staffordshire Day celebration on Friday 1st May 2020 with Enjoy Staffordshire through the group sing along to the Robbie Williams classic Angels song. By creating a wonderful display of children and young people's artworks inspired by the iconic landmark of Burslem's Golden Angel, local Stoke artist, Kate Windsor has created the 'Stokie Angel' project exclusively for the Stoke CEP.



How do I get involved? Print off the Angel template on Page 4 of this newsletter.

What do I need to do next? Colour it, decorate it, do anything creative to it to make it your own special Stokie Angel. Then take a photo of your Stokie Angel and upload and tag us in on Social Media @stokecep #Staffordshireday @Katewindsorart #StokieAngel @Enjoystaffs #ThankyouNHS


Let's get #Staffordshireday trending on Friday 1st May, the Creative County.



Talking to your child about Covid 19

It can be very hard to know what to say to your child(ren) about the Covid 19 virus, but there is a very useful factsheet from the NHS that helps to explain it to children in simple terms.

We have uploaded it to the 'Covid 19' page on our website - [click here](#) to have a look.

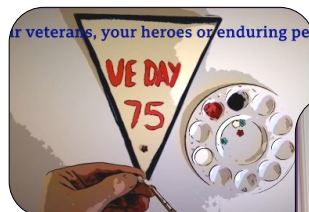


VE Day - Friday 8th May

Captain Tom Moore recently completed 100 laps of his garden to raise money for the National Health Service charities. Captain Moore, a soldier during World War II, wanted to raise £1000 for the charities, however he has currently raised over £32million! What a tremendous effort!



A week today, on Friday 8th May, Britain will be commemorating the 75th anniversary of VE Day (Victory in Europe) and we would like you to mark the occasion and honour men, like Captain Tom Moore, as well as all the brave women. To join in we ask that you make some bunting to display in your window, at home. Visit the BBC website, [Great British Bunting](#), for more information. It would be great if you would send us a photograph, of your decorated bunting, for us to share on our social media.



Home School Support

Whilst our school has been closed our Home School Link Worker, Mrs Brennan, has continued to support our families. She may not always have the solution, but she can help to point you in the right direction to a service that can help, offering you confidential support whilst you manage the situation affecting your family. If you require her help, Mrs Brennan can be contacted on 07947104540.

7 Top Tips to Support Reading at Home

Shared reading is a great way to develop children's language and communication and to boost their reading skills. Regular reading routines can offer lots of opportunities for learning during school closures.

1 Concentrate on reading quality (it isn't all about reading lots!)



Don't worry too much about the 'what' and 'how' of reading each day. Books are great—but leaflets, comics, recipes and instructions on a webpage can all be great too. Following a recipe to make some cupcakes is valuable reading. Be on the lookout for reading, wherever it is!

2 Ask your child lots of questions



All reading matters. Shared reading is about 'reading with', not just 'reading to' (even for older children). So, ask lots of 'Wh' questions, such as Who? What? When? Where? Why? Try them when talking about books: for example, 'what do you think Harry is feeling?'

3 Ask your child to make predictions about what they have read



If it is a book, look at the front cover—or the last chapter—and talk about what might happen next. Look for clues in the book and be a reading detective! For example, 'can you see the bear on the front cover? Where do you think he will go?'

4 Ask your child to summarise what they have read



When you've finished reading, talk about what happened. Acting out the things that happened in the story or describing the big idea of a chapter is really fun and maximises learning. For example, 'can you remember all the things that happened on the bear hunt?'

5 Ask your child to write about what they have read



Write, or draw pictures, from anything you've read! Big writing and pictures are even more fun. For example, use an old roll of wallpaper to make a treasure map with clues from the stories you've read together.

6 Read and discuss reading with friends or family



Make books a part of the family. Encourage your child to share them with a relative or friend, over a video call. Laugh about them when you are making meals together. For example, 'I hope the tiger doesn't come to tea today!'

7 Maintain the motivation to read



Talk about the joy of reading whenever you can. Your child is on an amazing journey to becoming a reader. Put them in the driving seat and have fun on the way! For example, 'choose your favourite story for bedtime tonight.'

Education Endowment Foundation (2018). *Preparing for Literacy: Improving Communication, Language and Literacy in the Early Years*. Education Endowment Foundation: London. Available online: eef.org.uk/eef/eef-early-years

Education Endowment Foundation (2019). *Improving Literacy in Secondary Schools*. Education Endowment Foundation: London. Available online: eef.org.uk/eef/eef-ks3-ks4

Breadmore, H.L., Vardy, E.J., Cunningham, A.J., Kwok, R.K.W., & Carroll, J.M. (2019). *Literacy Development: Evidence Review*. Education Endowment Foundation: London. Available online: educationendowmentfoundation.org.uk/public/files/Literacy_Development_Evidence_Review.pdf



Kate Windsor
Stoke-on-Trent